

WELCOME

AT I-WOOD

I-WOOD

We are happy to welcome you at I-Wood. To make it easy for you, we have created fitting instructions for our products. Here, we attempt to make it as easy as possible to install our panels. Should you have any questions, you are always welcome to contact us.


ACOUSTIC PANELS

FITTING INSTRUCTIONS

I-Wood panels are designed to be easy to process and mount
- See more about fitting and how to work with the panels below.

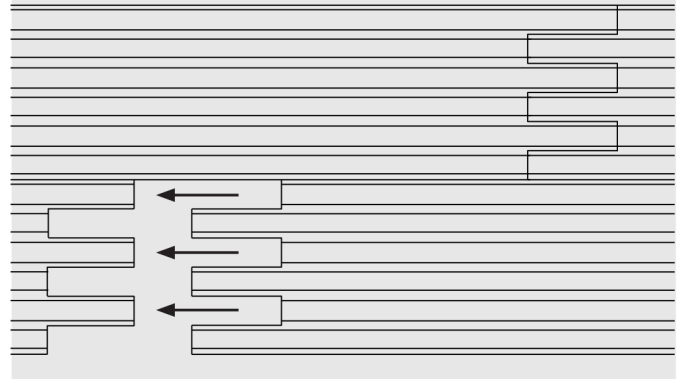
Processing

The processing of the panels can for example be done with either a circular saw or tapered saw for adjusting the length and width. The felt is fixed in the spaces between the lists and with the underlying "plate" it is possible to drill holes for lamp spots etc. This can be done both before and after mounting the panels.



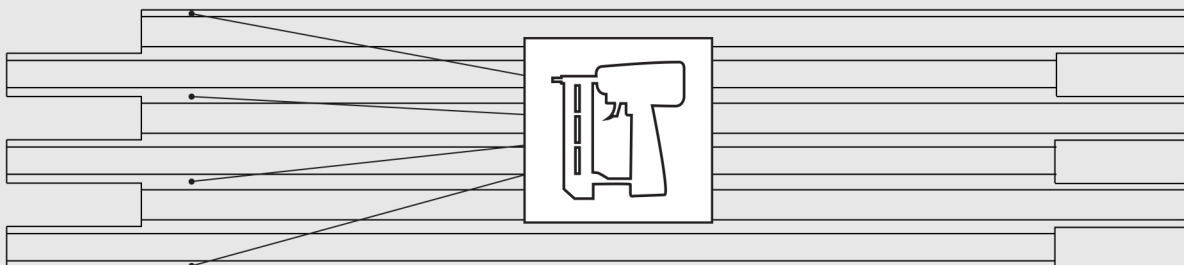
Finger joints

i-Wood ceiling panels are as standard made with finger-joints in both ends, displacing each joint between the panels. This makes it possible to install the panels seamless and without any visible gaps between the panels.



Fastening

Our panels can be mounted with nails from a nail gun, that are shot into the edge and the spaces between the lists, up though the felt. This hides the nails in the felt. Should, as a minimum, be shot per every 60 cm.



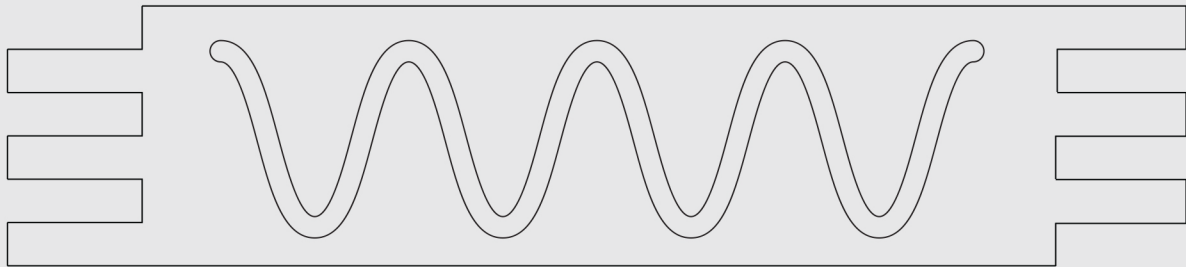
ACOUSTIC PANELS

FITTING INSTRUCTIONS

I-WOOD

Mounting glue


The i-Wood panels can be simply be fitted with a mounting glue. The amount is dosed according to the task.



Maintenance

I-Woods products generally requires minimal maintenance, as it is a natural product. Therefore, it is recommended to simply dust as needed.

Natural products can vary in colour and expression over time, depending on the specific product and surroundings.



Enjoy

We hope that you will be happy with your i-Wood product.
You are always welcome to contact us.

Kind regards

The i-Wood team

Translated by: **bioethanol**
-fireplace.co.uk

I-WOOD

Fabriksvej 4
6973 Ørnhøj
Denmark

+45 69 16 70 70
Info@i-wood.dk
www.i-wood.dk